



OFFICE

Lippo Puri Tower, Saint Moritz 9th Floor #0905.
Puri Boulevard, Jl. Puri Indah Raya Kembangan
Jakarta Barat, DKI Jakarta 11620. Indonesia.

Phone +62 21 3049 7777

Fax +62 21 3049 7778

Website www.terregra.com



Agenda

- **Profile Perseroan**
- **Kinerja dan Operational**
- **Summary Laporan Keuangan Terakhir**
- **Pergerakan Harga Saham**

HISTORY

"Terregra will have over 300 MW of sustainable generation in operation within the next 5 years."

Terregra's history goes back over 20 years to the establishment of PT Mina Megatama Perkasa (MMP) in 1995. MMP was established as a Mechanical and Electrical contractor focusing on the power generating sector, primarily working for PLN, Indonesia's national electricity company. In 2010, MMP made its first investment in power generation, a mini-hydro plant located in Sumatera.

MMP became PT Tetley* Asia Energy in 2016 as it shifted its focus to hydro and solar photo-voltaic power generation. Terregra is now constructing a fleet of hydro-generation power plants and both roof-top and utility scale photo-voltaic developments.

Establishment

Established as PT. Mitra Megatama Perkasa as M&E Contractor focusing on power generation sector, primarily working for PLN

1995

Expansion

- Servicing Power Plant in Sumatera, NTT, and Bali
- Expanding into Renewable Energy as IPP

2008

Major Contract

Signed service contract with PT. Pembangkitan Jawa Bali (PJB)

2012

Certificate

Achieve ISO 9001:2008 and OHSAS 18001.2007

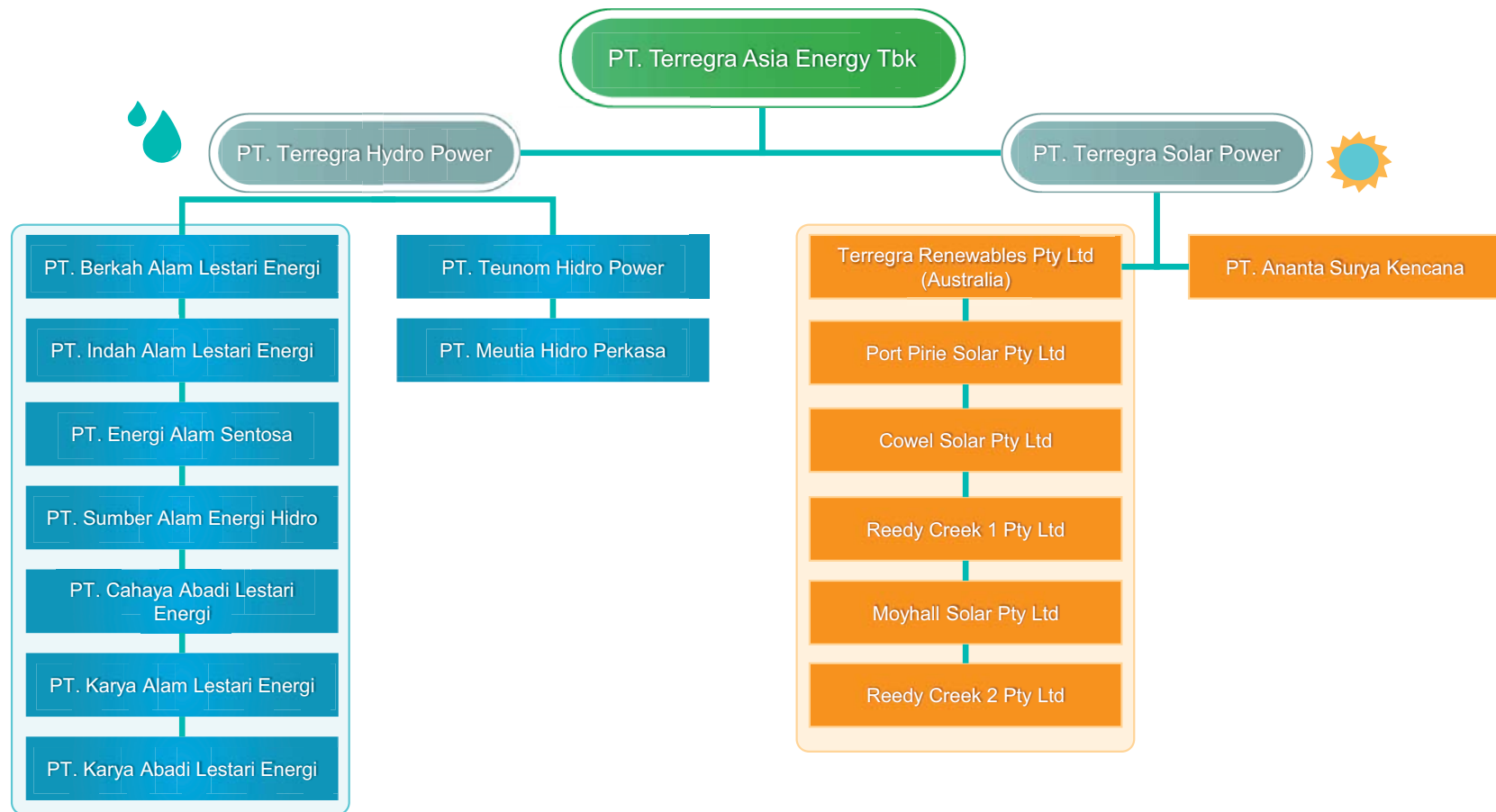
2015

Rebranding and IPO

- Change its name into PT. Terregra Asia Energy and consolidate all of its Renewable Energy business
- Go Public

2017

COMPANY STRUCTURE

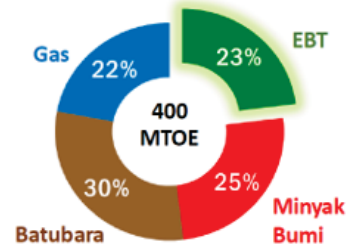


Industry Overview

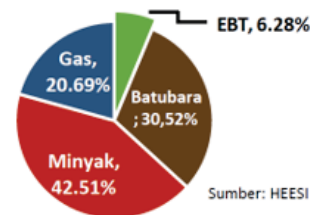
TARGET DAN REALISASI PENGEMBANGAN EBT

- PP 79/2014 Tentang KEN
- Perpres 22/2017 Tentang RUEN

BAURAN ENERGI PRIMER @ 2025

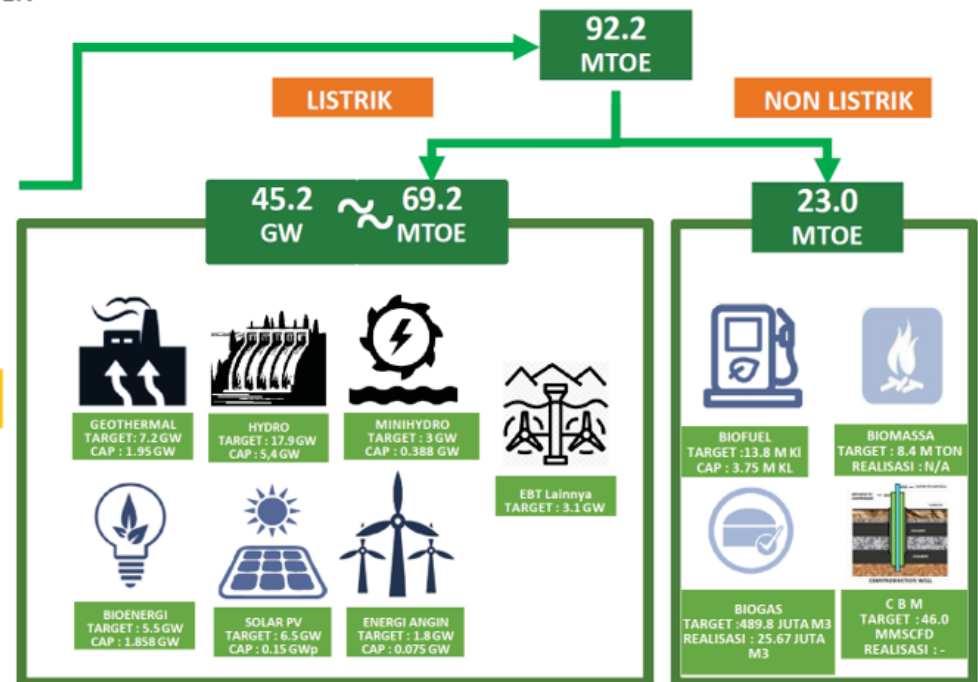


BAURAN ENERGI PRIMER @ 2017



TARGET REALISASI ENERGI HIDRO
PADA 2025 : **20,9 GW**

REALISASI AGUSTUS 2019: **5,8 GW**



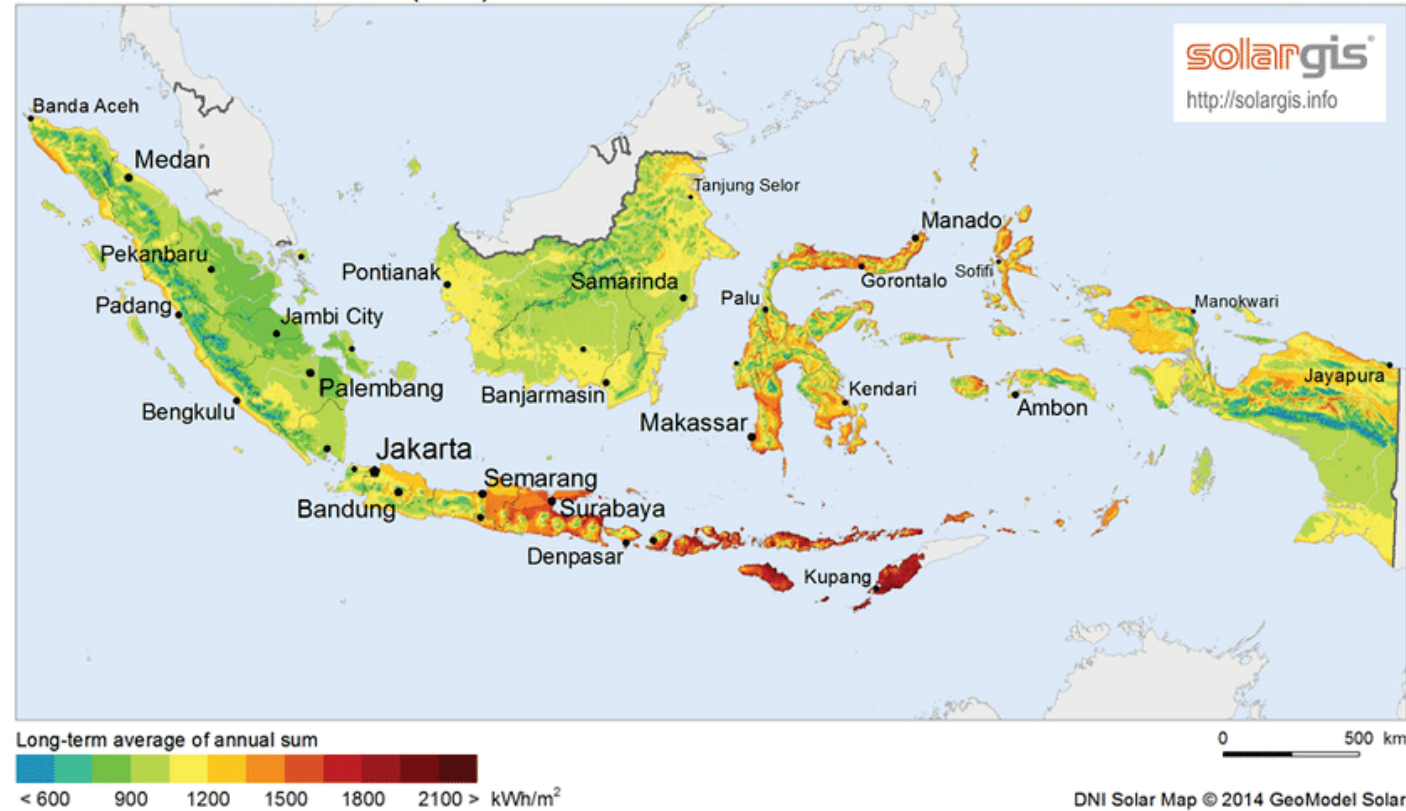
HYDRO POTENTIAL



Solar PV Potential

Direct Normal Irradiation (DNI)

Indonesia





HYDRO PROJECTS IN INDONESIA

 **terregra**
Hydro

Location and Capacity of Hydro Projects - Overview

Terregra has 10 Indonesian-based projects in their pipeline which consists of 2 Large Hydroelectric projects and 8 Mini Hydroelectric projects. The projects mentioned are located in Aceh and North Sumatera.



Project Name Aceh Province	Capacity (MW)	Status
PLTA Teunom 2	240	Feasibility Study
PLTA Teunom 3	135	Feasibility Study

Location and Capacity of Hydro Projects - Overview

Terregra has 10 Indonesian-based projects in their pipeline which consists of 2 Large Hydroelectric projects and 8 Mini Hydroelectric projects. The projects mentioned are located in Aceh and North Sumatera.



Project Name North Sumatera Province	Capacity (MW)	Status
PLTA Sisira	9,8	PPA Signed
PLTA Batang Toru 3	10	PPA Signed
PLTA Batang Toru 4	10	PPA Signed
PLTM Raisan Naga Timbul	7	PPA Signed
PLTM Raisan Huta Dolok	7	PPA Signed
PLTM Batang Toru Simasom	5,6	Feasibility Study
PLTM Batang Toru Simataniari	5,6	Feasibility Study
PLTM Simbelin 2	7	Feasibility Study

Batang Toru 3 Mini Hydro Project - Overview

Project Highlight



Run of River Project Type, with
Volume flow rate of water 19.498 m³/s



Turbine capacity 10 MW (2 x 5 MW)



Waterway length 2,200m and net head 61.11m



Capacity factor 87,03% and annual energy
output 76.968 GWh



COD target is Semester I 2021. The Company is
also exploring cooperation with Mitsui and
Yonden as strategic partners for this project



Construction cost IDR 386,284 million
(including land clearing and potential capacity
expansion up to 20MW for weir and waterway)



Mini Hydro Pipelines – Target COD

Projects	Installed Capacity	Target COD
Mini Hydro Projects		
PLTM Batang Toru 3	10 MW	2021
PLTM Sisira	9.8 MW	2021
PLTM Batang Toru 4	10 MW	2022
PLTM BT3 SMS (Exp.)	10 MW	2022
PLTM Raisan Naga Timbul	7 MW	2023
PLTM Raisan Huta Dolok	7 MW	2023
PLTM Simbelin 2	7 MW	2024
Large Hydro Projects		
PLTA Teunom 3	135 MW	2024
PLTA Teunom 2	240 MW	2025

OUR PARTNERS



WAHANA ADYA


NIPPON KOEI



SOLAR PV PROJECTS



Solar PV Rooftop Project - Waterbom Bali



Australian Project on Pipeline

Projects	Target Installed Capacity	Target Commercial Operating Date
Mobilong, South Australia	5 MW	COD (12 July 2019)
Moyhall, South Australia	5 MW	2020
Mypolonga, South Australia	5 MW	2020
Reedy Creek 1, South Australia	5 MW	2020
Reedy Creek 2, South Australia	5 MW	2020

Our Project

South Australia

- Mobilong
- Moyhall



Mobilong Solar Farm

- The Mobilong Solar Farm is a 4.95MWac/5.8MWdc project located in Murray Bridge about an hour from Adelaide, South Australia.
- Construction on the project began in early 2019 and it became fully operational in July 2019.
- The inverters came from SMA, a single axis tracking system was procured from Arctech and 370Wp Yingli panels were used. The yield is 11.542MWh/year.



Real Time Mobilong Solar Farm

Go to Web Portal

<http://www.sunnyportal.com/>




Moyhall Solar Farm

Terregra Renewables is continuing to develop a strong pipeline of 5MW projects in South Australia. These projects are at various stages of development. The most advanced project is the 4.95MW Moyhall Solar Farm located near Naracoorte. This project is fully permitted, a geotech survey has been undertaken, and it is now shovel ready.



OUR PARTNERS



MOORE STEPHENS



Laporan Keuangan

PT TERREGRA ASIA ENERGY Tbk DAN ENTITAS ANAK

Laporan Laba Rugi dan Penghasilan Komprehensif Lain Konsolidasian
Untuk Periode-Periode Sembilan Bulan yang Berakhir 30 September 2019 dan 2018
(Angka-angka Disajikan dalam Rupiah)

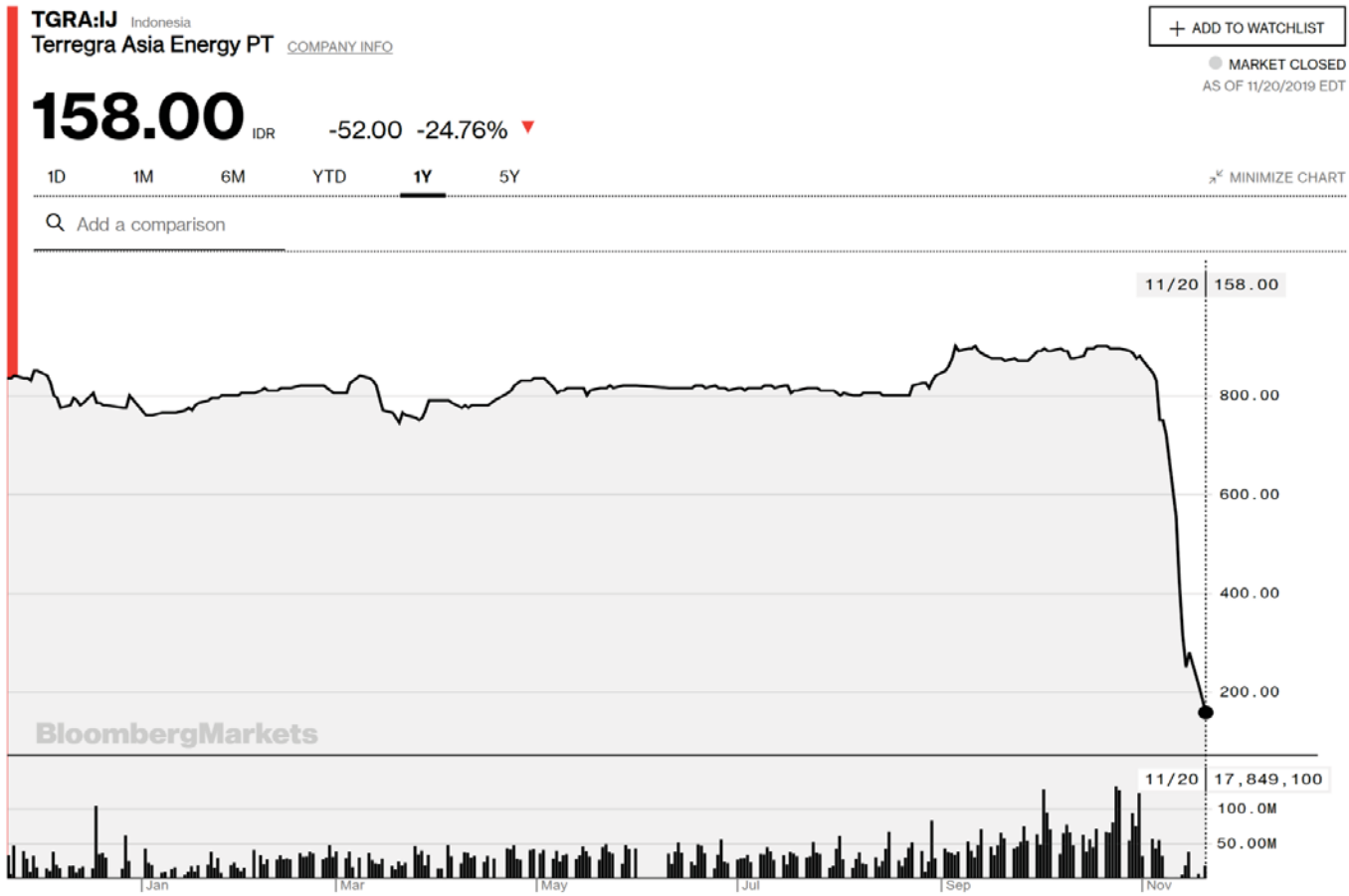
	30-Sep-19	30-Sep-18
PENDAPATAN USAHA	20,450,988,789	28,793,014,756
BEBAN POKOK PENJUALAN	(11,362,711,332)	(21,088,832,420)
LABA KOTOR	9,088,277,457	7,704,182,336
BEBAN USAHA	(7,999,352,094)	(7,275,524,276)
LABA USAHA	1,088,925,363	428,658,060
PENGHASILAN (BEBAN) LAIN-LAIN		
Beban bunga dan keuangan lainnya (net)	(804,761,834)	(424,145,594)
Keuntungan (kerugian) selisih kurs mata uang asing - bersih	(3,724,869,830)	-
Lain-lain - bersih	(15,883,199)	1,037,218,274
Pendapatan (Beban) Lain-lain - Bersih	(4,545,514,863)	613,072,680
LABA SEBELUM PAJAK	(3,456,589,500)	1,041,730,740
PENGHASILAN (BEBAN) PAJAK - Bersih	560,424,231	137,896,463
LABA TAHUN BERJALAN	(2,896,165,269)	1,179,627,203

Laporan Keuangan

PT TERREGRA ASIA ENERGY Tbk DAN ENTITAS ANAK

Laporan Posisi Keuangan Konsolidasian		
30 September 2019 dan 31 Desember 2018		
(Angka-angka Disajikan dalam Rupiah)		
	30-Sep-19	31-Dec-18
ASET		
Aset Lancar	57,698,409,869	84,878,968,376
Aset Tidak Lancar	503,516,164,953	385,943,469,753
JUMLAH ASET	561,214,574,822	470,822,438,129
LIABILITAS DAN EKUITAS		
Liabilitas Jangka Pendek	67,434,218,870	61,318,883,600
Liabilitas Jangka Panjang	134,341,343,683	47,174,108,036
JUMLAH LIABILITAS	201,775,562,553	108,492,991,636
JUMLAH EKUITAS	359,439,012,269	362,329,446,493
JUMLAH LIABILITAS DAN EKUITAS	561,214,574,822	470,822,438,129

Pergerakan Harga Saham



Thank
you!